

Canine Dental Chart



Pet's Name: _____ **Date:** _____

Breed: _____ **Age:** _____ **Sex:** _____

Medical Alert: _____

Presenting Complaint: _____

Procedure Record

Signs: _____

Diagnosis: _____

Treatment: _____

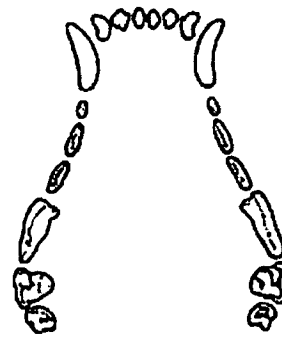

Clean/Polish/Fluoride:	Routine	Extended
Root Planing/Packing:		
X-rays:		
Comments:		

Antibiotics Dispensed: _____

Pain Medications:	Inj:
	Dispensed:


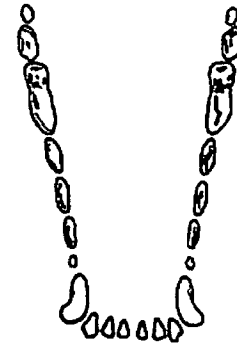
Diet: _____ **Home Care:** _____

Recheck: _____



Right Maxilla Left

Mandible



Abbreviation Key

AL—Attachment Loss AT—Attrition CA—Caries CWD—Crowding ED—Enamel Defect EP—Epulis FE—Furcation Exposure FX—Fracture GH—Gingival Hyperplasia GV/GP—Gingivectomy/Plasty LPS—Lymphocytic, Plasmacytic, Stomatitis M—Mobile Tooth ○—Missing Tooth OP—Odontoplasty	OM—Oral Mass ONF—Oronasal Fistula PE—Pulp Exposure PP—Periodontal Pocket RD—Retained Deciduous RE—Root Exposure RL—Resorptive Lesion ROT—Rotated Tooth RPC—Root Planing, Closed RPO—Root Planing, Open RTR—Retained Root X—Extraction XS—Extraction, Sectioned XSS—Extraction, Surgical
--	--



Antrobre and Clavamox are registered trademarks and Doxatrol™ is a trademark of Pfizer Animal Health. Adapted with permission of Johnathan R. Doak, DVM, FAVD, Dip. ACVC and Robert G. Vagstad, DVM, FAVD, Dip. ACVC. © 2000 Pfizer Inc. AIF 0003108